

Selecting a finish is the second step in this creative process. Finish can mean a traditional wood stain with or without glaze, more colorful semi-translucent stain and glaze combinations, or opaque paints with or without glaze. When layered over various wood types, the color variety is broad and chock full of possibility. Talk with your Decorá designer to understand how wood grain affects color, and peruse our pages and website for color inspiration.

ALDER & RUSTIC ALDER


STAINS




natural




pheasant




brandywine



gunny




kindling




mink




wheatfield




suede



arlington




fog




cliff



sepia




bombay



malbec



teaberry



shadow


GLAZES




natural bronze




wheatfield bronze




coriander coffee




wheatfield espresso



arlington espresso




natural coffee



sienna coffee




brandywine coffee




brandywine espresso


HIGHLIGHTS*




natural espresso




pheasant espresso




suede espresso



sepia espresso




bombay espresso



malbec espresso




cliff espresso




shadow espresso




natural coffee



pheasant coffee




suede coffee



sepia coffee


SPECIALTY FINISHES



bourbon noir



rousseau luminaire



amber luminaire

*Not available on Marquis or Della