

Finishes

PAINTS *


Available on Maple and MDF door styles. See your designer for exclusions.



White Icy Avalanche Coconut Dover Egret Limestone



Juniper Berry Cloud Lambswool Seaside Moonstone Maritime



Black


SPECIALTY LAMINATES

See chart on previous page to understand door and finish availability for Specialty Laminates, Thermofoil, Melamine and PureStyle™




High Gloss White Arctic Antler Wharf Elk Obsidian

THERMOFOIL



White

PURESTYLE™



Elk

PAINTS WITH FLOODED GLAZES *

Available on Maple door styles. See your designer for exclusions.



Icy Avalanche with Amaretto Crème Icy Avalanche with Grey Stone Icy Avalanche with Toasted Almond Coconut with Amaretto Crème Coconut with Grey Stone Coconut with Toasted Almond



Dover with Amaretto Crème Dover with Grey Stone Dover with Toasted Almond Egret with Amaretto Crème Egret with Grey Stone Egret with Toasted Almond



Limestone with Amaretto Crème Limestone with Grey Stone Limestone with Toasted Almond Cloud with Amaretto Crème Cloud with Grey Stone Cloud with Toasted Almond



Lambswool with Amaretto Crème Lambswool with Grey Stone Lambswool with Toasted Almond Juniper Berry with Tidal Mist Seaside with Oasis



Moonstone with Amaretto Crème Moonstone with Toasted Almond Maritime with Amaretto Crème Maritime with Grey Stone Maritime with Toasted Almond

* The door and/or drawer front center panel on Maple painted doors may be constructed of Medium Density Fiberboard (MDF), except on the Lynville door style, or when Distressing or Heirlooming are specified.

* The door and/or drawer front center panel on Maple painted doors may be constructed of Medium Density Fiberboard (MDF), except on the Lynville door style, or when Distressing or Heirlooming are specified.