

Finishes


PURESTYLE™



White



Icy Avalanche




Coconut



Egret



Limestone



Cloud




Moonstone




Maritime


LAMINATE




White



Icy Avalanche




Coconut



Egret



Limestone



Cloud




Moonstone



Maritime



Ashen Strata



Kona

KEMPER® ECHO™ SERIES

Standard Construction

Cabinet Box

- Top and bottom: 3/8" thick furniture board
- Sides: 1/2" thick furniture board
- Back: 3/8" thick furniture board

Cabinet Exterior

- Sides: matching laminate*
- Wall cabinet top/bottom: Natural Maple laminate
- Back: unfinished

Cabinet Interior

Natural Maple laminate

Drawers

4-Sided, solid wood dovetail with full extension, Smart Stop™ guides

Hinges

Fully concealed, 6-way adjustable cup hinge with Smart Stop™

I-Beam Braces

1/2" Thick furniture board

Adjustable Shelf

3/4" Thick furniture board with Natural Maple laminate and PVC edgebanding

Toekick

Unfinished furniture board; field-applied Toeboard required

*Black painted cabinetry does not feature black laminate sides.

